



## **iBRiD**<sup>®</sup> MX6

Get ready to see hazardous levels of oxygen, toxic and combustible gas, and volatile organic compounds (VOCs) like never before.

The MX6 iBrid<sup>®</sup> is more than an intelligent hybrid of Industrial Scientific's best monitoring technologies—it's the most adaptable six-gas monitor on the market. With hundreds of possible sensor combinations, and a robust list of available configuration settings, the MX6 iBrid is ready to monitor oxygen, toxic and combustible gas, and volatile organic compounds (VOCs).

As your work changes, so can your MX6 iBrid. It uses five sensor slots to detect up to six gases. Each of those sensor slots accepts a variety of sensors, which means you can use the instrument with a PID sensor one day and an infrared sensor the next. What's more, settings allow you to adapt the instrument's behavior for your application. If you need to use a benzene PID response factor for one application, and butadiene for others, the familiar menu structure will allow you to quickly change settings.

The rugged MX6 iBrid carries our Guaranteed for Life™ warranty and is compatible with DSX™ Docking Stations. With a DSX Docking Station, maintenance is simplified and data becomes more than a spreadsheet filled with logged readings. Proactively manage your gas detection fleet—track trends, know when instrument maintenance will be required, and understand how your MX6 iBrid instruments are being used.

**INDUSTRIAL**  
**SCIENTIFIC**

- 24 "Plug-and-Play" field-replaceable sensors including PID and Infrared options
- Up to 6 gases monitored simultaneously
- Simple, user-friendly, customizable, menu-driven navigation
- Five-way navigation button
- Durable, concussion-proof overmold
- Optional integral sampling pump with strong 30.5 meter (100 feet) sample draw
- Full-color graphic LCD is highly visible in a variety of lighting conditions
- Powerful, 95 dB audible alarm





## Which MX6 iBrid Configuration Do You Need?

PART NO.	DESCRIPTION
MX6-K1230201	MX6 iBrid – LEL, CO, H <sub>2</sub> S, O <sub>2</sub> , Ext. Li-ion
MX6-K0230201	MX6 iBrid – LEL, H <sub>2</sub> S, O <sub>2</sub> , Ext. Li-ion
MX6-K1030201	MX6 iBrid – LEL, CO, O <sub>2</sub> , Ext. Li-ion
MX6-K0030201	MX6 iBrid – LEL, O <sub>2</sub> , Ext. Li-ion
MX6-K123R211	MX6 iBrid with Pump – LEL, CO, H <sub>2</sub> S, O <sub>2</sub> , PID, Ext. Li-ion
MX6-K1235201	MX6 iBrid – LEL, CO, H <sub>2</sub> S, O <sub>2</sub> , SO <sub>2</sub> , Ext. Li-ion
MX6-0000R211	MX6 iBrid with Pump – PID, Ext. Li-ion
MX6-K0235201	MX6 iBrid – LEL, H <sub>2</sub> S, O <sub>2</sub> , SO <sub>2</sub> , Ext. Li-ion

y = Agency Certification: 1 = UL/CSA, 2 = ATEX/IECEX, 3 = MSHA, 4 = ANZEx, 5 = CHINA EX, 6 = China MA, 7 = GOST-R/GOST-K, 8 = KOSHA, 9 = INMETRO, A = MED, B = SANS 1515, C = CHINA KA, D = TIIS

z = Language: 1 = EN, 2 = FR, 3 = ES, 4 = DE, 5 = ITA, 6 = DUT, 7 = PT, 9 = RUS, A = POL, B = CZE, C = CN, D = DAN, E = NOR, F = FIN, G = SWE, J = JPN

## Which Accessories Will You Need?

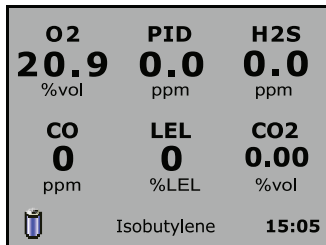
### CHECKLIST

- |  |  |  |
|--|--|--|
| <input type="checkbox"/> Docking Stations                            | <input type="checkbox"/> Sample Tubing       | <input type="checkbox"/> Vehicle Chargers    |
| <input type="checkbox"/> Calibration Stations                        | <input type="checkbox"/> Confined Space Kits | <input type="checkbox"/> Multi-Unit Chargers |
| <input type="checkbox"/> Compliance Tracking Software (iNet Control) | <input type="checkbox"/> Spare Batteries     | <input type="checkbox"/> Carrying Cases      |
| <input type="checkbox"/> Probes                                      | <input type="checkbox"/> Replacement Sensors | <input type="checkbox"/> Filters             |
|  | <input type="checkbox"/> Desktop Chargers    |  |

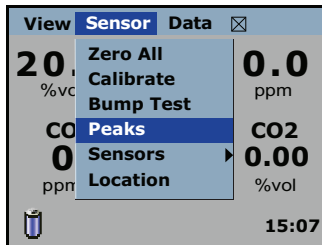


## The MX6 iBrid Color Display

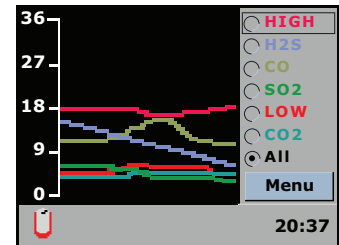
Enhanced Visibility – Expanded Functionality



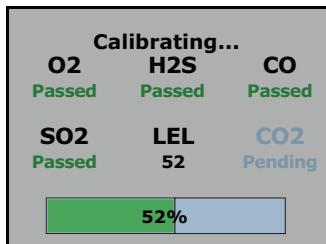
The MX6 iBrid clearly shows real-time readings in PPM or % by volume.



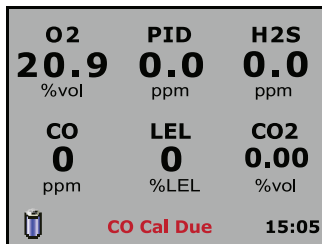
An intuitive menu provides easy access to features and setup.



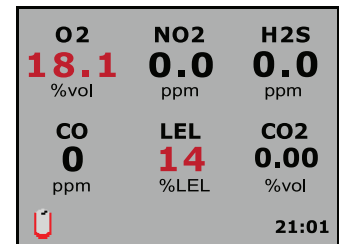
Data log trends and direct readings can be viewed graphically.



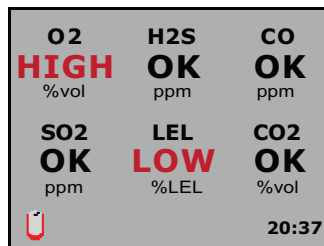
Calibration progress and results are shown for each sensor.



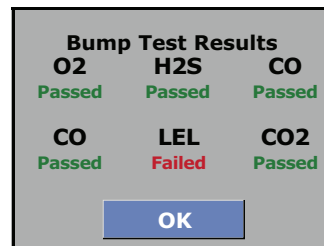
A "calibration due" warning appears for each relevant sensor.



Bright red numerals and a flashing backlight show alarm conditions.



Alarms shown with "Go/No Go" text and flashing backlight.



Color-coded text shows test or calibration results at a glance.

## SPECIFICATIONS\*

### INSTRUMENT WARRANTY

Warranted for as long as the instrument is supported by Industrial Scientific

### CASE MATERIAL

Lexan/ABS/Stainless Steel with protective rubber overmold

### DIMENSIONS

135 x 77 x 43 mm (5.3 x 3.05 x 1.7 in) without Pump

167 x 77 x 56 mm (6.6 x 3.1 x 2.2 in) with Pump

### WEIGHT

409 g (14.4 oz) typical, without Pump

511 g (18.0 oz) typical, with Pump

### DISPLAY/READOUT

Color Graphic Liquid Crystal Display

### POWER SOURCE/RUN TIMES

Rechargeable, Extended-Range Lithium-ion Battery Pack (36 hours) without Pump

Rechargeable, Extended-Range Lithium-ion Battery Pack (20 hours) with Pump

Replaceable AA Alkaline Battery Pack (10.5 hours) without Pump

### OPERATING TEMPERATURE RANGE

-20 °C to 55 °C (-4 °F to 131 °F)

### OPERATING HUMIDITY RANGE

15% to 95% non-condensing (continuous)

### Notes:

---

---

---

---

---

---

---

---

---

---

---

---

---

---

---

---

---

---

---

---

---

---

---

---

---

---

---

---

---

---

## MEASURING RANGES SENSOR

	RANGE	RESOLUTION
CATALYTIC BEAD		
Combustible Gas	0-100% LEL	1%
Methane	0-5% vol	0.01%
ELECTROCHEMICAL		
Ammonia	0-500 ppm	1
Carbon Monoxide	0-1,500 ppm	1
Carbon Monoxide (High Range)	0-9,999 ppm	1
Carbon Monoxide/Hydrogen low	0-1,000 ppm	1
Chlorine	0-50 ppm	0.1
Chlorine Dioxide	0-1 ppm	0.01
Carbon Monoxide/ Hydrogen Sulfide (COSH)	CO: 0-1,500 ppm H <sub>2</sub> S: 0-500 ppm	1 0.1
Hydrogen	0-2,000 ppm	1
Hydrogen Chloride	0-30 ppm	0.1
Hydrogen Cyanide	0-30 ppm	0.1
Hydrogen Sulfide	0-500 ppm	0.1
Nitric Oxide	0-1,000 ppm	1
Nitrogen Dioxide	0-150 ppm	0.1
Oxygen	0-30% vol	0.1%
Phosphine	0-5 ppm	0.01
Phosphine (High Range)	0-1,000 ppm	1
Sulfur Dioxide	0-150 ppm	0.1
INFRARED		
Hydrocarbons	0-100% LEL	1%
Methane (% vol)	0-100% vol	1%
Methane (% LEL)	0-100% LEL	1%
Carbon Dioxide	0-5% vol	0.01%
PHOTOIONIZATION		
VOC	0-2,000 ppm	0.1

## CERTIFICATIONS

### INGRESS PROTECTION IP64

ANZEx: Ex ia s Zone 0 I; Ex ia s Zone 0 IIC T4  
ATEX: Ex ia IIC T4 Ga; II 1G (or Ex d ia IIC T4 Gb IR sensor);  
Ex ia I; Equipment Group and Category: I M1/II 1G  
China CPC: Metrology Approval  
China Ex: Ex ia d I/IIC T4  
CMA: Approval for Mining Products; CH<sub>4</sub>, O<sub>2</sub>, CO, CO<sub>2</sub>  
CSA: Cl I, Gr A-D T4; Ex d ia IIC T4  
EAC: PBExiadl X; 1ExiadIIC T4 X  
IECEX: Ex ia I (Ex ia d I IR sensor); Ex ia IIC T4 Ga; Ex d ia IIC T4 Gb  
INMETRO: Ex ia IIC T4 Ga  
KC: Ex d ia IIC T4  
KIMM: Ex d ia IIC T4  
MDR: Registration of Plant Design; CH<sub>4</sub>, O<sub>2</sub>, CO, H<sub>2</sub>S, NO<sub>2</sub>  
MSHA: 30 CRF, Part 22, Intrinsically safe for methane/air mixtures  
PA-DEP: BFE 114-08 Permissible for PA Bituminous Underground Mines  
UL: Cl I, Div 1, Gr A-D, T4; Cl II, Groups F-G;  
Cl I, Zone LEL 0, AEx ia d IIC T4 (or AEx ia d IIC T4 IR sensor)

\* These specifications are based on performance averages and may vary by instrument.